

# LM-SERIES

© AUTOMATIC LENS METERS



 **MARCO**

THE LEADER IN VISION DIAGNOSTICS®

## MARCO LM-1200/LM-600/LM-600P

The Marco automatic lensmeter series have the latest technology in lens measurement, providing simple and fast measurements. Their quick detection and measurement acquisition offers unparalleled functionality and performance versatility, making it the most advanced automatic lensmeter series available on the market today.

### ⊙ FEATURES OF THE LM-1200, LM-600 AND LM-600P:

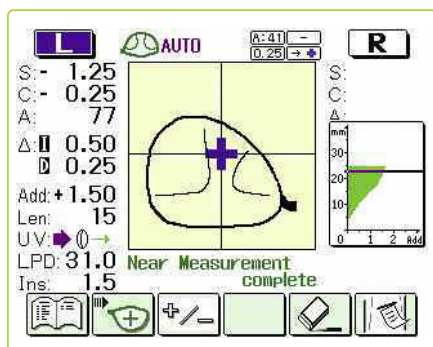
#### Hartmann-Shack Principle

The Hartmann-Shack Principle utilizes 108 points of data within the nose piece providing greater accuracy, faster measurements and reliability.



#### Automatic Lens Detection

The automatic lens detection determines the lens type – single vision lens or progressive lens – and switches its measuring mode automatically. The LM-SERIES can graph the power of transition of progressive lenses to indicate if the power remains the same, increases or decreases around the ADD portion.



#### Full Color & Graphic LCD

The full color and graphic LCD display offers clear and easy recognition of various values, from single-vision lens to progressive lens.

#### High-Speed Printer with Automatic Cutter (LM-1200 and LM-600P only)

The high-speed printer is fast and has easy-to-read printouts. Replacing a new roll of paper is easy and takes only a few seconds. The automatic cutter leaves one edge of the paper uncut to prevent the paper from falling on the floor.



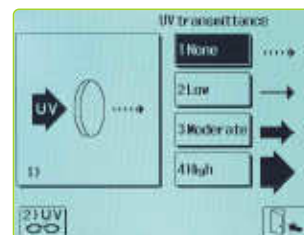
#### Marking System

The marking system is easy-to-use and can successfully mark lenses with water repellent coating/finish.

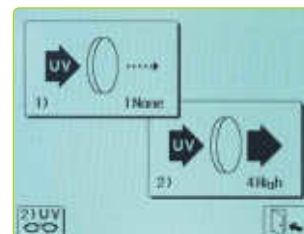
### ⊙ LM-1200 FEATURES ONLY

#### UV Transmittance Measurement

The UV transmittance measurement data is gathered using a 4 level assessment of the filtering quality of the lens.



The measured data can be saved and the UV transmittance of multiple lenses can be compared.



**Adjustable LCD monitor**

The adjustable (30°) full-graphic LCD monitor provides easier operation for both standing and sitting operators.

**Easy PD measurement**

Pupillary Distance (PD) can be measured easily – for both near and distance. The LM-1200 offers an automatic Right/Left detection with a special PD slider, which can also help the operator easily hold glasses while measuring.

**© LM-600 AND LM-600P FEATURES ONLY:****Green Measurement Light**

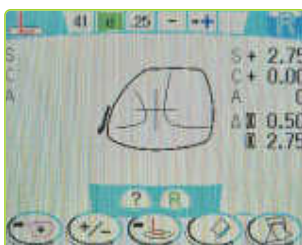
The green measurement light is a special wavelength of light that is used when measuring high index lenses.

**Built-In IC Card Reader**

The Built-In IC Card Reader is located under the LCD monitor, providing quick and easy wireless data transfer to auto refractors and refraction systems.

**Wide Prism Measurement Range**

The prism measurement range is expanded to 20 diopters in both horizontal and vertical directions, offering greater versatility.

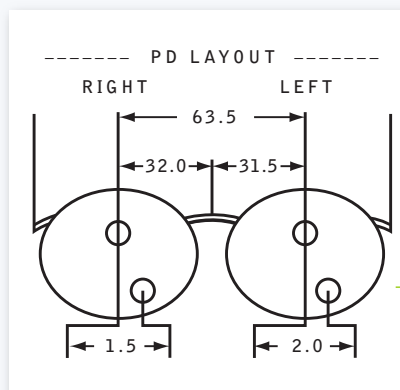
**SAMPLE PRINTOUTS**

< PROGRESSIVE >		
RIGHT		LEFT
+1.50	SPH	+1.25
-0.25	CYL	+0.00
137°	AXS	0°
I 3.25	PSM	I 3.00
D 1.25		U 1.00
+2.75	ADD	+2.75
17	LEN	17
LEVEL 1	UV	LEVEL 1
----- WIDTH / LEN -----		
20/17		18/17
----- PD -----		
32.0	63.5	31.5
1.5	INS	+ 2.0
NIDEK LM-1200		

Progressive Length

Measurement position  
from channel widthRight PD/Binocular PD/Left PD  
Near portion inside amount

Printout sample in measurement of  
progressive power lens(es)



Depending on the setting of the "PD Layout"  
parameter, the PD layout is printed as an  
illustration.



## LM-SERIES SPECIFICATIONS

### AUTO LENSMETER

Measurable Range	-25.0D to +25.0D (0.01/0.06/0.12/0.25D increments)
Sphere	0D to $\pm 10D$ (-, +/-, +) auto-transcribe
Cylinder	(0.01/0.06/0.12/0.25D increments)
Axis	0° to 180° (1°/5° increments)
ADD	0D to $\pm 10D$ (Add1 and Add2)
	(0.01/0.06/0.12/0.25D increments)
Prism	LM-600/600P: 0 to 20 (horizontal), 0 to 20 (vertical), LM-1200: 0 to 17 (horizontal), 0 to 20 (vertical), (0.01/0.06/0.12/0.25 increments)
Prism Mode	$\theta$ , BI/O BU/D
Lens Diameter	5 to 120mm
Contact Lenses	-25.0D to +25.0D (BC=6.00 to 9.00)
Measuring Time	0.09 sec. (minimum)
Measurable Transmittance	10% and over (0D to $\pm 15.0D$ ) (20% and over for $\pm 15.0D$ to $\pm 25.0D$ )
UV Transmittance	4 levels (None, Low, Moderate, High) with 365 nm (UV-A) (LM-1200 only)
Wavelength/ Measuring Point Display	660 nm (Red)/108 within nosepiece Full graphic LCD with back light (Color), 30° tilt (LM-1200 only)
Printer	Built-in thermal line printer, paper size: 58mm
Interface	RS-232C, USB
Marking System	Ink cartridge type
Power Source	AC100V to 120V / 200V to 240V, 50/60 Hz
Power Consumption	40VA
Dimensions/Weight	LM-1200: 7.8"(W) x 16.9"(H) x 8.9"(D)/16.5 lbs. LM-600/600P: 7.64"(W) x 16.07"(H) x 8.27"(D)/7.94 lbs.
Standard Accessories	Dust cover (1), fuse (2), power cord (1), contact lens holder (1), printer paper (4)
Optional Accessories	RS-232C interface cable, USB cable (with driver), foot switch, marking cartridge (Blue & Red), IC card reader for LM-1200 only



The LM-600/600P and LM-1200 are manufactured by Nidek.

ENTR

[www.mercoframes.com](http://www.mercoframes.com)



MERCOFRAMES