












# OPHTHALMIC SET COMPONENTS

	Ophthalmoscopes					Retinoscopes		Fixation Cards	Handles		Case
											
Part Number	11820	11840	11735	11730	11720	18245	18300	18250	71000-A*	71900	Hard**
18335-SM			●			●		●		●	●
18320					●	●		●	●		●
18320-PC	●					●		●	●		●
18320-PSM	●					●		●		●	●
11790				●					●		●
11770					●				●		●
11842	●	●								●	

\*Available with Convertible Handle; add "-C" to set number when ordering (e.g., 71000 to 71000-C)

\*\*All sets available in Soft Case by changing last numeric digit of set to 1 (e.g., 18335 to 18331)

\*\*\* 11842 available in Soft Case only

