

Forus Health
Technology delivering care

3nethra
Flora

Digital Mydriatic
Fundus Camera



3nethra Flora

Bringing Color and Clarity to your Practice

3nethra flora is a digital mydriatic fundus camera designed to capture color, red-free, and fluorescein angiography retinal images of the human eye. The camera provides high-contrast, undistorted, and evenly illuminated images of the peripheral retina

for accurate diagnosis. The simplified design of the control panel allows the operator to easily switch between procedures while capturing images. The system provides illumination intensity control to adjust as per the pigmentations.



Efficient image acquisition



Easy alignment and focus



Rapid and efficient workflow



Auto focus for quick imaging

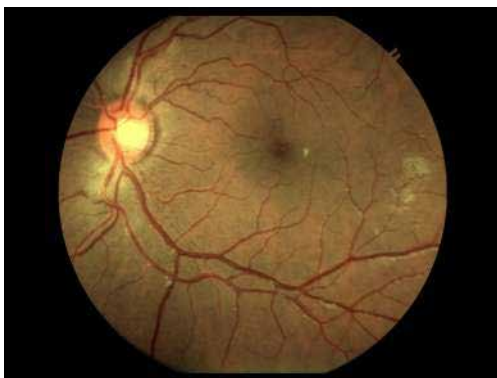


Advanced illumination intensity control to adjust as per the pigmentations

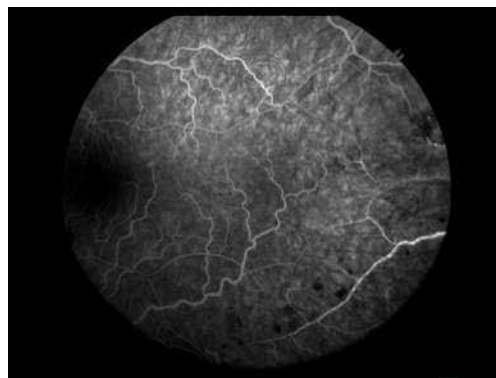


Sleek and compact design

Wide Range of Diagnostic Imaging Options



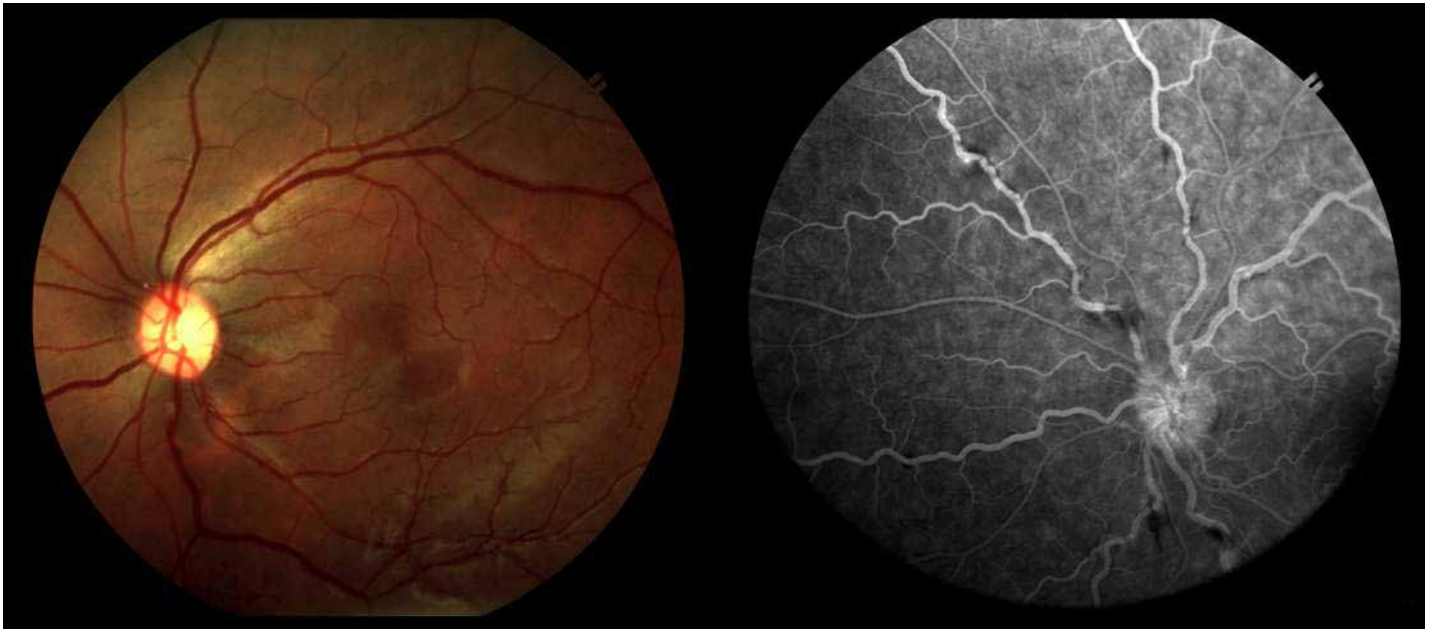
Increases brightness to make retina vessels more visible



Provides excellent contrast of the retina vascular structure, enhancing the visualization of certain details in the retina layers such as optic disc, haemorrhages, and lesions.

Enables Disease Monitoring

The use of 3nethra flora is to document digital records of fluorescence images of the human eye, which provides useful information on the potential condition for further evaluation done by qualified specialists.



Sharp and Clear Imaging

High-resolution retinal images offer excellent clarity and allow better visualization of the smallest details that aid in effective diagnoses.



Efficient Image Acquisition

It is equipped with auto focus and quick alignment for fast FFA imaging.

Photographs captured by 3nethra flora do not provide any pathological analysis or diagnosis for treatment. The device assists clinicians in the evaluation, diagnosis, and documentation of visual health

Product Specifications

Parameters	Values
Image Sensor	CMOS 3 megapixels
Image Resolution	2048 X 1536 pixels
FOV	45 degrees
Working Distance	38 mm
Type of Photography	Color, Red-free, and FFA photography
Auxiliary Functions	Manual/Auto
Fixation Target	External fixation
Interface	USB 2.0
Weight	11kg (3.3kg Camera + 7.7kg stand)
Power	Uninterrupted AC power supply for 5 V DC adaptor
Power Supply	Input: AC 100-240 V, 50/60 Hz (for DC power adapter 5 V/4 A)
Minimum System Requirements	3nethra software will work on MS Windows OS (Windows 8 and Windows 10, both 32-bit and 64-bit Pro versions) with i3 Processor or above, minimum 4GB RAM or higher, 500 GB hard disk or higher. Forus Health recommends using a CE marked desktop or laptop.

This product is only available for sale in India, Bangladesh, and Nepal.

Forus



MERCOFrames +1305-882-0120
OPTICAL CORP

5555 NW 74Av.
Miami, FL 33166

sales@mercoframes.net
www.mercoframes.com